

Homework Block

Overview

The Webanywhere homework block, new to Moodle, harnesses the information added to an Assignment which in turn links to teaching groups. The summary forms a link in the Homework block for students and parents to access and for teachers to manage. Reports can also be generated from the block to monitor the progress and submission levels for each assignment.

Teachers' input

A teacher creates an assignment upload point in their chosen course. There will be the normal options for:

- online text submission
- file submissions

and then a new one called:

- empty

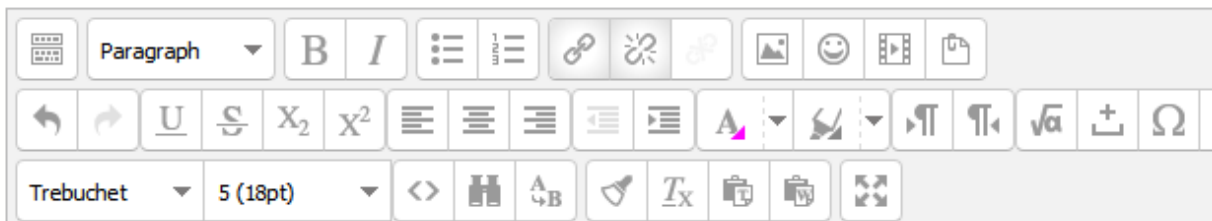
'Empty' allows the teacher to add a homework task that won't be digitally uploaded to Moodle, but could be a piece of work manually handed-in, such as work in an exercise book or a piece of artwork. The teacher can still use the gradebook facility to add marks to this though.

It's also very important to write a full description of the task with any appropriate links. This description will be viewed in the homework block and will be the only reference for Parents.

Assignment name*





Complete your Geography Essay on Coasts

Description*









The screenshot shows the Moodle assignment creation interface. The 'Assignment name*' field contains the text 'Complete your Geography Essay on Coasts'. The 'Description*' field is active, showing a rich text editor toolbar with various icons for text formatting (bold, italic, list, link, unlink, image, smiley, video, document), alignment, and other functions. The text in the description field reads: 'Look at the questions from the GCSE Paper and complete the essay on Coasts. Use [this link to help you.](#)'

Once added, in the normal way for an assignment upload point, the teacher refers to the homework block to list all assignments.

637	Upload your English Essay	2015-04-16	Moodle Sales Course	10A/Gg2, 10A/Dc1, 10A/Fr1	    
-----	---------------------------	------------	---------------------	---------------------------------	--

At this point the assignment hasn't been added to Homework Block. Click in the box and a screen opens up where you add the cohort you want to complete the assignment.

637	Upload your English Essay	2015-04-16	Moodle Sales Course	10A/Gg2, 10A/Dc1, 10A/Fr1	     
-----	---------------------------	------------	---------------------	---------------------------------	--

This is all the teacher needs to do at this point.

Student and Parent view

Homework

Student

Sales Demo Courses (Helen Bound)

Upload your English Essay

Date set: Yesterday, 1:35 PM

Date due: Thursday, 16 April, 12:00 AM

view

When the student logs in and navigates to their homework block they will see a list of all Assignments that they have to complete. If they click on the link it opens up the submission page. This summary also gives due dates.

The student then just uploads their work as they normally do and the teacher also marks their work as they would normally do.

Parents also see the same block but can't open the link. They can click on the link but it just toggles open to give the description of the assignment, plus any links etc you may have added.

Teacher Reports

The teacher has access to a number of reports to see what progress has been done and which assignments still need marking. If they click on the **'generate reports'** link on the homework block they will see this list.

Homework

Reports

- [How much homework has been set but not submitted](#)
- [How much homework has been set but not marked by teacher](#)
- [Count of homeworks created by each teacher](#)
- [All homeworks](#)
- [All homeworks - per student](#)

By clicking on these links they can generate user reports and summaries of assignments/homeworks created by teachers and homeworks set for individual students. This powerful reporting tool can be used as a SLT resource to monitor the levels of homework set within an organisation.

Helen Bound 10/03/2015